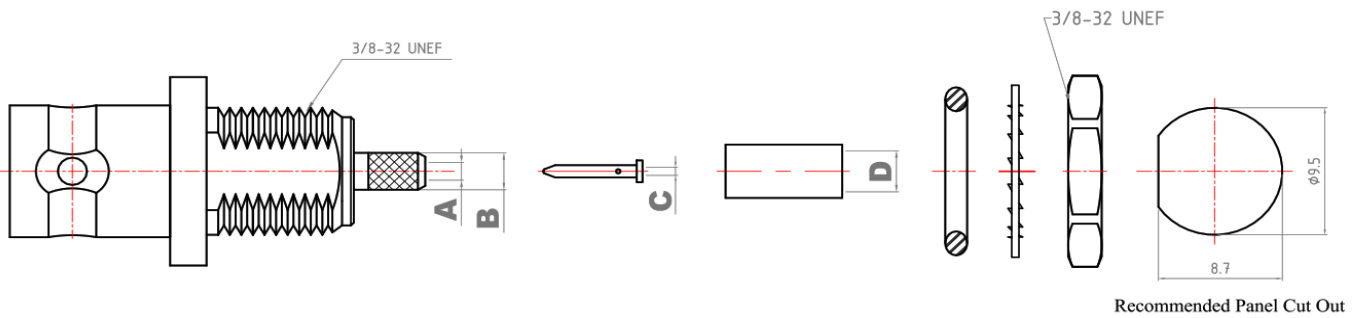




BNC Bulkhead, O-Ring Jack, Front Mount Crimp Type



Frequency:

Frequency range: 50ohm: 0~4GHz
 75ohm: 0~1GHz

VSWR: 1.5 Max. under 4GHz (50 ohm)
 1.5 Max. under 1GHz (75 ohm)

Insertion Loss (dB): 0.177 under 4GHz (50 ohm)
 0.177 under 1GHz (75 ohm)

PN
index
0

Cable Type	Dimensions			
	A	B	C	D
RG174,316	1.7	2.7	0.6	3.2

Electrical:

Impedance : 50/75 ohm

Voltage Rating : ≥ 500 V rms (depending on cable)

Insulator Resistance : ≥ 5 G Ω

Dielectric Withstanding Voltage : 1500 V rms

Contact Resistance : Center Contact ≤ 1.5 m Ω
 Outer Contact ≤ 1 m Ω



Mechanical:

Mating : Bayonet Coupling

Recommended Mating Torque : 0.6~2.5 lbs

Coupling Nut Retention Force : ≥ 101.2 lbs

Environmental:

Temperature Range : -65°C to 165°C

Corrosion (Salt Spray) : MIL-STD-202,
 Method 101, Cond.B



Thermal Shock : MIL-STD-202, Method 107, Cond.C

Mechanical : MIL-STD-202, Method 213, Cond.G

Vibration : MIL-STD-202, Method 204, Cond.B

Notes:

- 1- The overall contour may be slightly changed per terminating with different cable and we reserve right to change it without notice.
- 2- Any changes for interface dimensions are strictly prohibited.
- 3- The Material and plating are in various options per customer's request.
- 4- A complete information for connectors is available upon request.

Tolerances .X ± 0.2 .XX ± 0.1 .XXX ± 0.05	Scale NTS	Abbr. ST	Rev. B	Part Number F102-325X PN index above	 
PAGE 1 of 1	All Dimensions in mm (Unless Otherwise Specified)			Date 2021/08/02	