

Frequency:

Frequency range: 0~ 6 GHz

VSWR: ≤1.15 @ DC to 4 GHz
 ≤1.40 @ 4 to 6 GHz

Insertion Loss (dB): 0.177 under 6 GHz

Electrical:

Impedance: 50 ohm

Voltage Rating: ≤170 V rms (Depending on cable)

Insulator Resistance : ≥ 1 GΩ

Dielectric Withstanding Voltage : 500 V rms

Contact Resistance : Center Contact ≤ 10 mΩ
 Outer Contact ≤ 5 mΩ

Mechanical:

Mating : Snap-on Coupling

Engagement Force : ≤3.4 lbs

Disengagement Force : 1.4 lbs ~ 3.4 lbs

Cable Retention Force: ≥7.3 lbs (for RG178)
 ≥12.1 lbs (for RG316)

Environmental:

Temperature Range : -55°C to 155°C

Corrosion (Salt Spray) : MIL-STD-202,
 Method 101, Cond.B

Vibration : MIL-STD-202, Method 204, Cond.C

Thermal Shock : MIL-STD-202, Method 107, Cond.F

Mechanical : MIL-STD-202, Method 213, Cond.B




PN
index

Cable Type	Dimensions			
	A	B	C	D
0 RG174,316	1.63	2.3	0.55	3.0
1 RG316 Double Braided	1.63	2.3	0.55	3.2
2 Mini Cable, RG178	1.5	2.7	0.55	



Notes:

- 1- The overall contour may be slightly changed per terminating with different cable and we reserve right to change it without notice.
- 2- Any changes for interface dimensions are strictly prohibited.
- 3- The Material and plating are in various options per customer's request.
- 4- A complete information for connectors is available upon request.

Tolerances	Scale	Abbr.	Rev.	Part Number	F171-112x PN index above	 
.X ±0.2 .XX ±0.1 .XXX ±0.05	NTS	ST	B			
PAGE	All Dimensions in mm (Unless Otherwise Specified)			Date	2021/08/17	
1 of 1						