

Frequency:

Frequency range: 0~ 3 GHz

VSWR: ≤1.35

Insertion Loss (dB): 0.177 under 3GHz

PN
index

0

Cable Type	Dimensions		
	A	B	C
RG174,316	1.7	2.7	3.2

Electrical:

Impedance: 50 ohm

Voltage Rating: ≥175 V rms MIN (Depending on cable)

Insulator Resistance : ≥1 GΩ

Dielectric Withstanding Voltage : 500 V rms

Contact Resistance : Center Contact ≤ 5 mΩ

Outer Contact ≤ 2.5 mΩ



Mechanical:

Mating : Snap-on Coupling

Engagement Force: 6.0 lbs

Disengagement Force: 1.8 lbs ~ 6.0 lbs

Environmental:

Temperature Range : -55°C to 155°C

Corrosion (Salt Spray) : MIL-STD-202,

Method 101, Cond.B

Thermal Shock : MIL-STD-202, Method 107, Cond.B

Mechanical : MIL-STD-202, Method 213, Cond.B

Vibration : MIL-STD-202, Method 204, Cond.D




Notes:

1- The overall contour may be slightly changed per terminating with different cable and we reserve right to change it without notice.

2- Any changes for interface dimensions are strictly prohibited.

3- The Material and plating are in various options per customer's request.

4- A complete information for connectors is available upon request.

Tolerances	Scale	Abbr.	Rev.	Part Number	F192-212x PN index above	 
.X ±0.2 .XX ±0.1 .XXX ±0.05	NTS	ST	B			
PAGE	All Dimensions in mm (Unless Otherwise Specified)			Date		
1 of 1				2021/09/01		