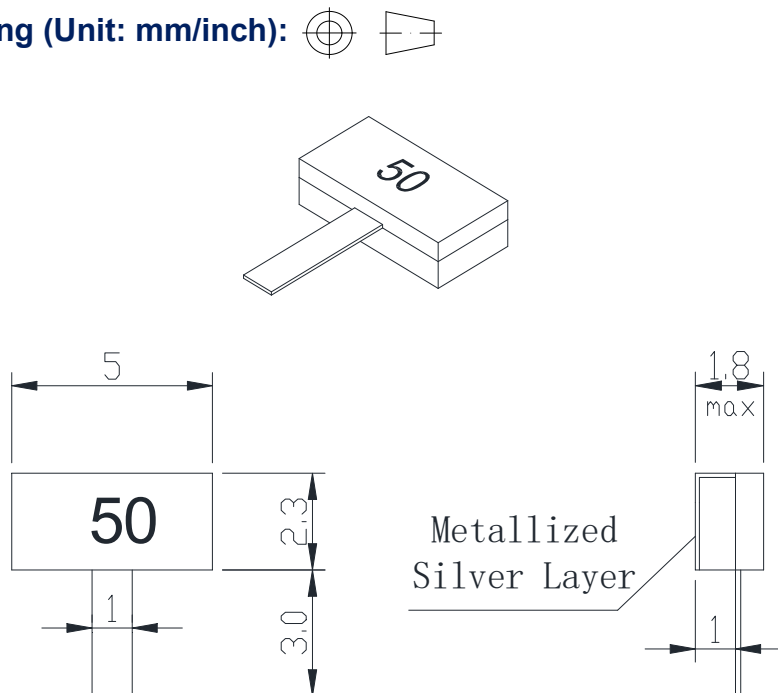


Leaded Termination

◆Features and Electrical specifications:

Model	IPFT50-20TM5023
Frequency Range	DC~18.0GHz
Power	20 W
Resistance Range	50 Ω
Resistance tolerance	$\pm 5\%$
VSWR	DC~14.0GHz 1.20 Max DC~18.0GHz 1.25 Max
Temperature coefficient	<150ppm/°C
Substrate material	BeO
Cap material	Al ₂ O ₃
Lead	99.99% Sterling silver
Resistance technology	Thick Film
Operating Temperature	-55 to +155°C (See de Power De-rating)

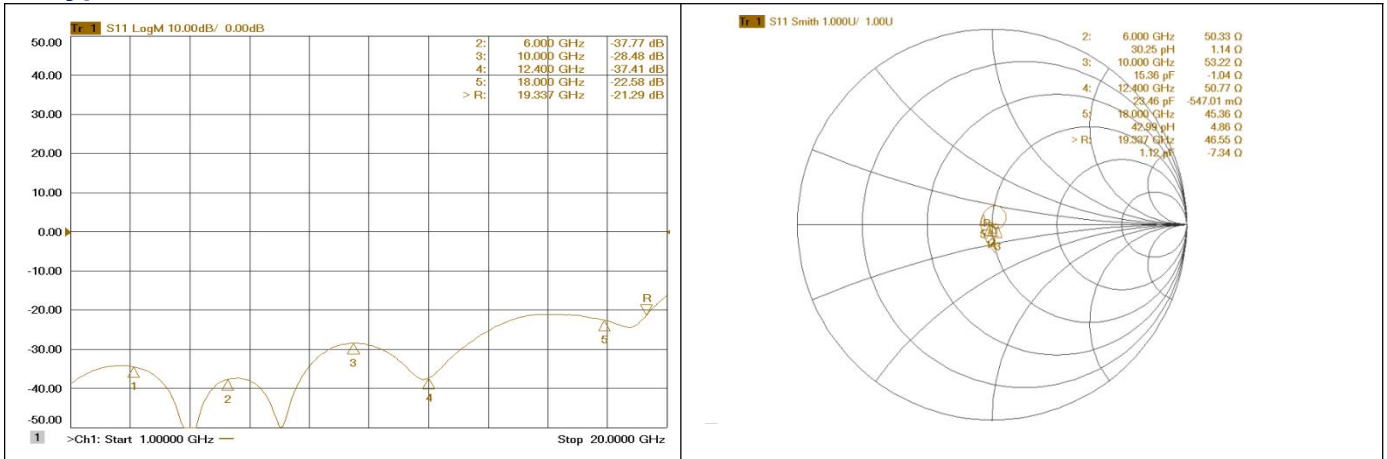
◆Outline Drawing (Unit: mm/inch):



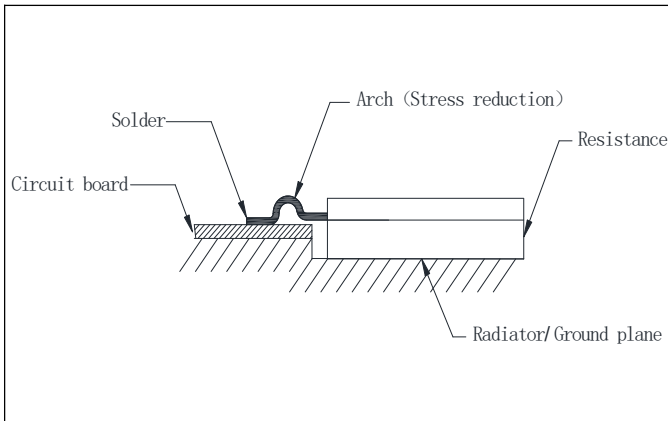
Lead length can be customized according to customer requirements

Dimensional tolerance: 5% unless otherwise stated

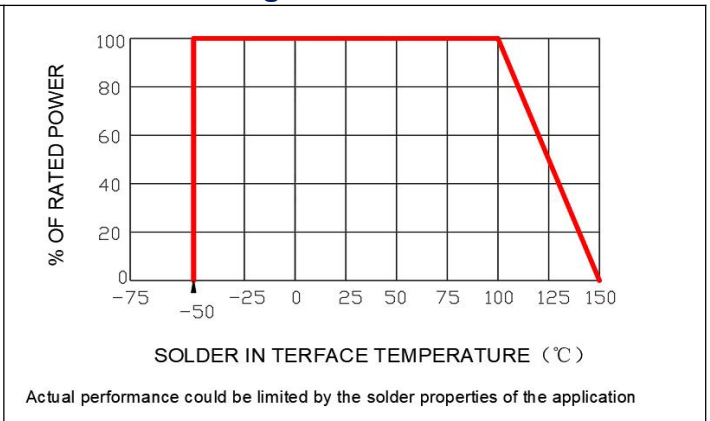
◆Typical Performance:



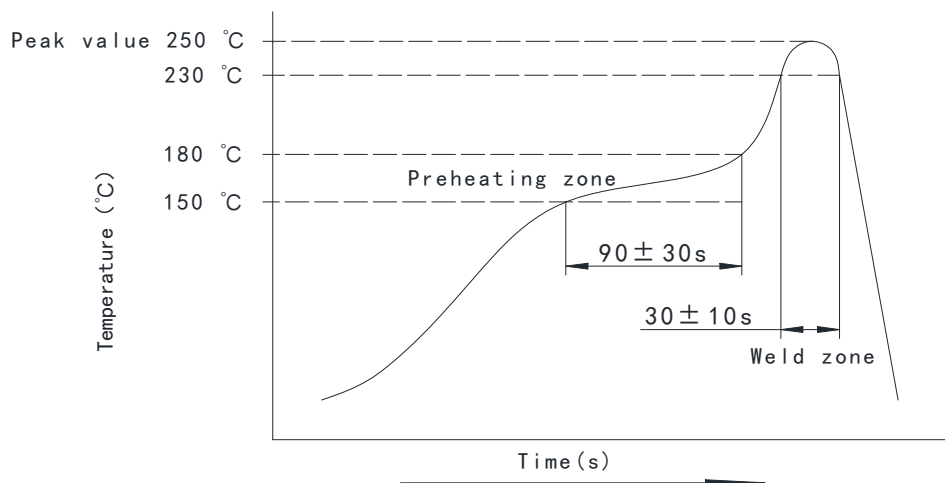
◆Installation method:



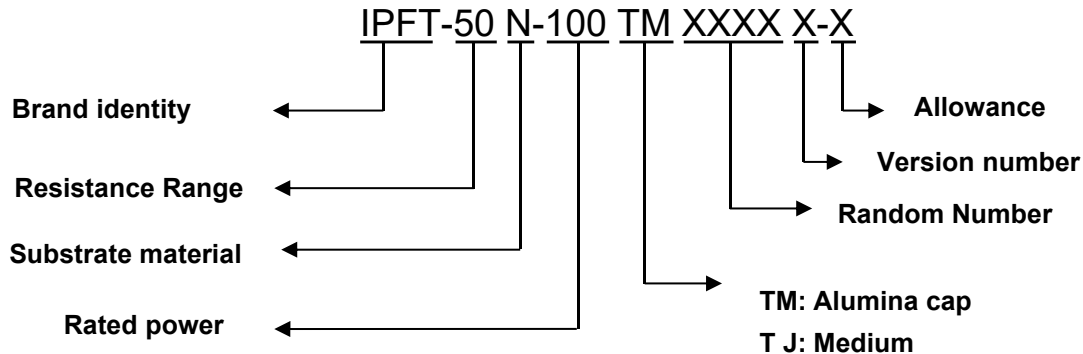
◆Power De-rating:



◆Reflow time and temperature diagram:



◆P/N Designation:



◆Matters needing attention

- After the storage period of newly purchased parts exceeds 6 months, attention should be paid to their weldability before use. It is recommended to store in vacuum packaging.
- Drill out the hot hole on the PCB and fill the solder.
- Reflow welding is preferred for bottom welding, please refer to Reflow introduction
- The manual welding wire should be used under the constant temperature condition of 350 degrees or below, and the welding time should be controlled within 5 seconds.
- In order to meet the requirements of the drawings, a radiator of sufficient size must be installed.
- Add air cooling or water cooling if necessary.
- ◆ Description:
 - Custom designed RF attenuators, RF resistors and RF terminals are available.